



How to lead a Jane's Walk



Jane's Walk is a movement of free, citizen-led walking tours inspired by Jane Jacobs. The walks get people to tell stories about their communities, explore their cities, and connect with neighbours.

*"Cities have the capability of providing something **for everybody**, only because, and only when, they are created **by everybody**."*

We are inviting you to lead a Jane's Walk! **Anyone** can be a walk leader, because **everyone** is an expert on the places they live, work, and play.



Step 1

Think of a place you'd like to explore or a topic you'd like to discuss.

For inspiration, browse stories and photos from past walks around the world at janeswalk.org/cities.



Step 2




Grab a friend and go for a walk.

Look, listen, smell, feel, and observe. Make eye contact. Talk to people. Hear what they have to say. Be active and present in the city around you. Take notes.

Step 3

Plan a route, set a date.

Ask your City Organizer about scheduling your walk. Most walks take place during the global festival in the first weekend of May.



Step 4



Invite your friends, family, and community.

Your City Organizer will help promote all the walks in your city, but you should help get the word out, too.

Step 5

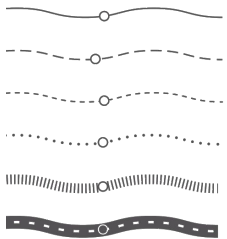
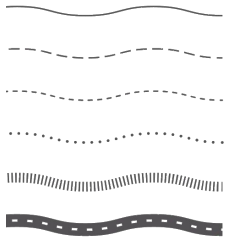
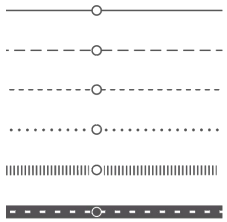
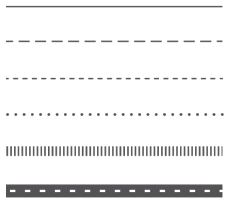
Show up.
Walk.
Have fun!





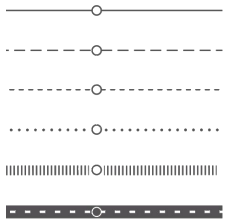
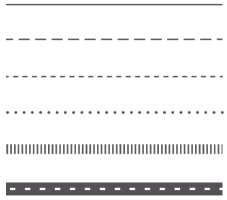
Tips for planning your walk





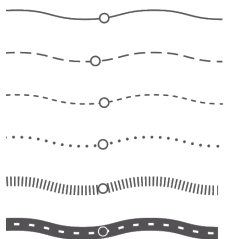
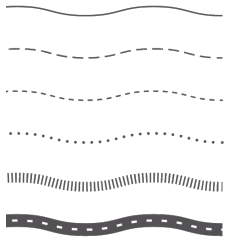
Don't worry about being an “expert”.

You ARE an expert in your own experiences, and you have plenty to share! Don't worry about not knowing the answer to a question. Often, somebody in the crowd will know. Consider enlisting a co-Walk Leader or ask a community member who has knowledge of a certain area to help fill in the gaps. Remember that this isn't a lecture. This is a walking conversation.



Learn a little bit about Jane Jacobs.

You don't have to have read Jane Jacobs or know anything about her to lead a Jane's Walk, but she had some important ideas about cities that can help inspire your walk.

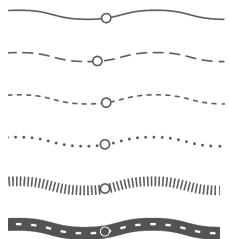
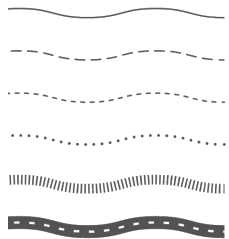
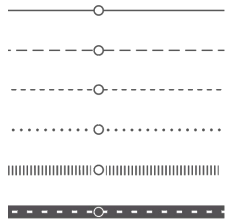
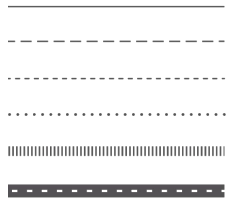




Consider accessibility.

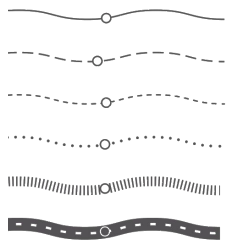
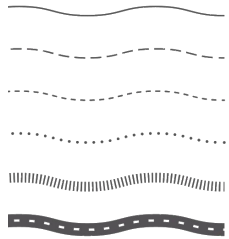
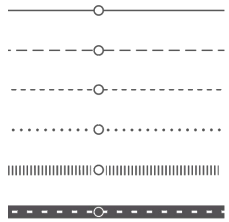
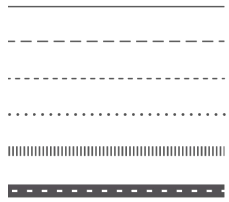
Everyone experiences space differently, so think broadly and empathetically about how others might feel along your route and try to find ways to accommodate different needs wherever possible. Be mindful of terrain, curbs, staircases, gates, and other barriers that could hinder someone's ease of movement. Think about whether there are portions of your walk with dim lighting, underpasses, strong odours, excessively loud noises, traffic, or large crowds.

Also consider how you will speak. Avoid jargon and brainstorm ways of speaking and asking questions that will engage a wide range of participants.



Go for depth over breadth.

The best Jane's Walks are those that dive deep and draw out a city's stories, details, secrets, patterns, and rhythms. Keeping your walk focused on deep, local knowledge will help participants feel engaged and energized.



Keep the conversation going after the walk.

Think about ending your walk at a local cafe or pub where participants can gather afterwards to connect. You never know what kinds of new ideas, initiatives, and relationships will emerge on a Jane's Walk!



Arrange for a photographer or writer to document your walk.

Walk documentation helps ensure that your walk will live on outside of the brief period of time you're actually walking. Photos, videos, and stories help thread together the narrative of your community. You can share photos and writing with your City Organizer and the Project Office to showcase your work!



Tips for the day of your walk



Be prepared.

Make sure you have good walking shoes, drinking water, and anything else you might need. Jane's Walks happen rain or shine except in cases of serious weather, so check the forecast and prepare accordingly.



Don't do all the talking.

Resist the temptation to talk the whole time. Press people for their own stories and perspectives. Sometimes it can take a little while for a crowd to warm up, so think about ways to help break the ice. Hold the silence after you ask a question for a good long while. Without fail, somebody will speak up to fill the silence!



Find a way to be heard.

If you can get hold of a megaphone or microphone, great! If you can't, there are lots of ways to help make sure people can be heard. Standing on a bench and projecting over the crowd, moving onto a quieter side street, and encouraging people to move in close can often be just as good as a megaphone.



Let it go!

Anything goes on a Jane's Walk. Expect things to go a little sideways. Last minute changes, emerging contingencies, and serendipities are all common. Embrace spontaneity. Perhaps the weather isn't great. It's ok! You'll have a very different but equally fascinating experience of walking the city in the rain as in the sunshine. Perhaps the conversation goes in a different direction than you planned. It's ok! See where the discussion takes you and, if necessary, gently reroute it.



Have fun!

This is important. Do not forget to have fun.

